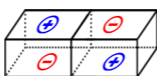


ASSEMBLY INSTRUCTIONS

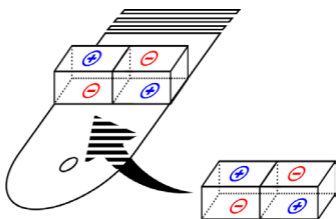
1. Pair two magnets together side-by-side, one magnet facing north and the other south.



2. Attach the pair above or below the stain-less steel track.

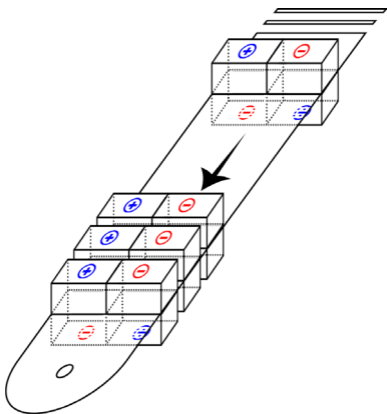
3. Build another side-by-side pair (step #1).

4. CAREFULLY place the 2nd pair on the opposite side of the track opposite to the 1st pair in the same N-S configuration. The two pairs should attract each and attach firmly to the track.



5. Prepare another double-pair, at least 10cm away from the previous double-pair. Make sure it has the same magnetic configuration. See image below.

6. Slide the double-pair magnets toward one another. The double-pairs should REPEL each other. Try to get them as close as possible.



QUANTUM EXPERIENCE